



1000 W 46TH ST OFFICE FOR LEASE

5,060 SF AVAILABLE

- 5,060 SF building:
 - 2,530 SF 1st Floor
 - 2,530 SF 2nd Floor
- High-end dining, shopping, and hotels within walking distance
- Ample on-site parking, including a covered parking garage
- Building and monument signage available, visible to 10,649 CPD on Bellevue Ave



Prime Location & Amenities

COUNTRY
CLUB
PLAZA



40 DINING OPTIONS

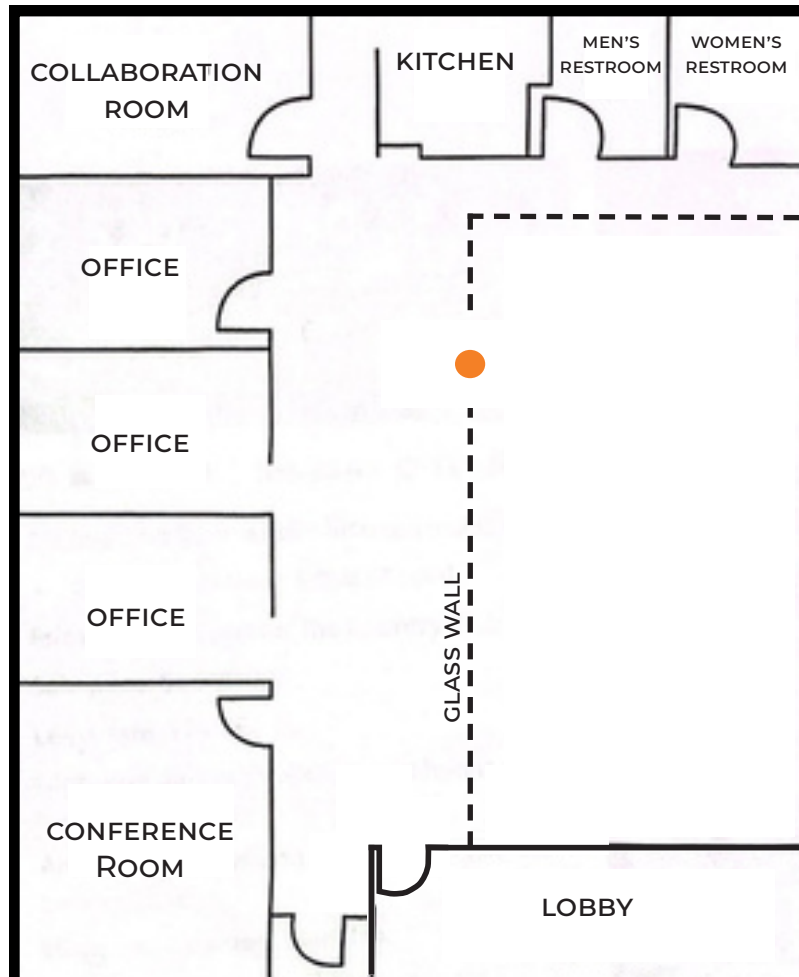
60 RETAILERS

1,510 HOTEL ROOMS

MIKE LEVITAN

mlevitan@lane4group.com / 816.268.9109

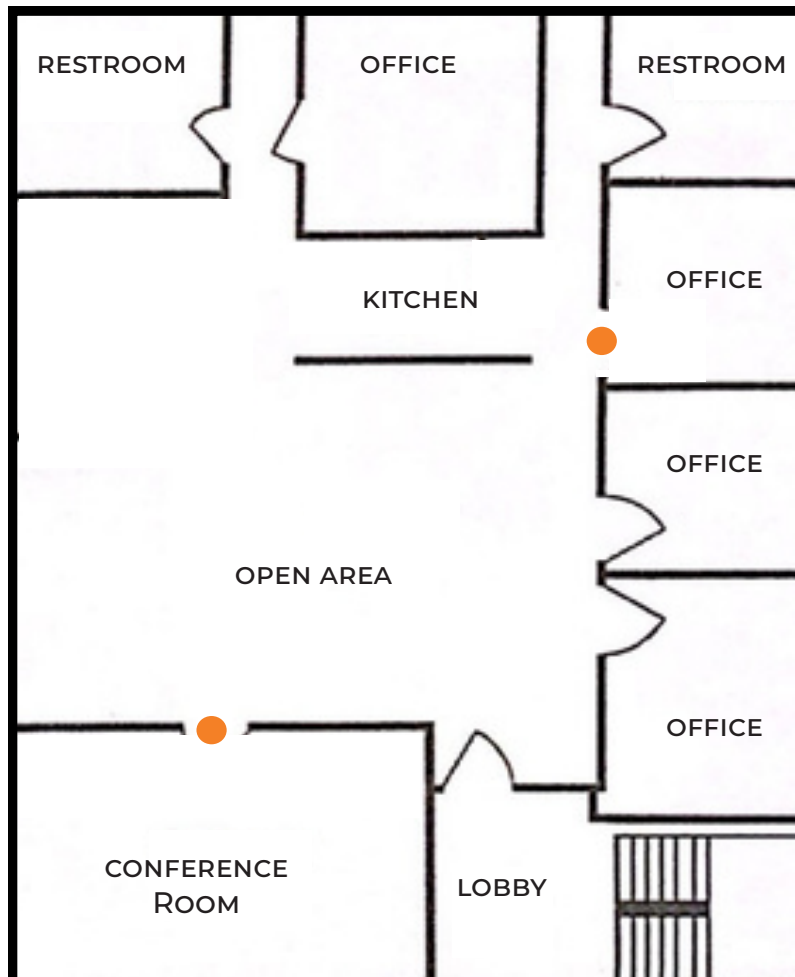
2,530 SF



● DOUBLE DOORS



2,530 SF



NEIGHBORHOOD AERIAL



AERIAL OVERVIEW



MIKE LEVITAN

mlevitan@lane4group.com / 816.268.9109